

# Sintboekje



Naam: \_\_\_\_\_

Stempelen




sint

Large empty rounded rectangular box for stamping.




piet

Large empty rounded rectangular box for stamping.



paard

Large empty rounded rectangular box for stamping.



boot

Large empty rounded rectangular box for stamping.



boek

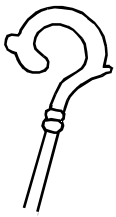
Large empty rounded rectangular box for stamping.

Stempelen



zak

Empty rounded rectangular box for stamping.



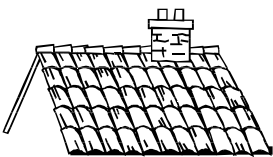
staf

Empty rounded rectangular box for stamping.




maan

Empty rounded rectangular box for stamping.



dak

Empty rounded rectangular box for stamping.




muts

Empty rounded rectangular box for stamping.


# Letterkennis



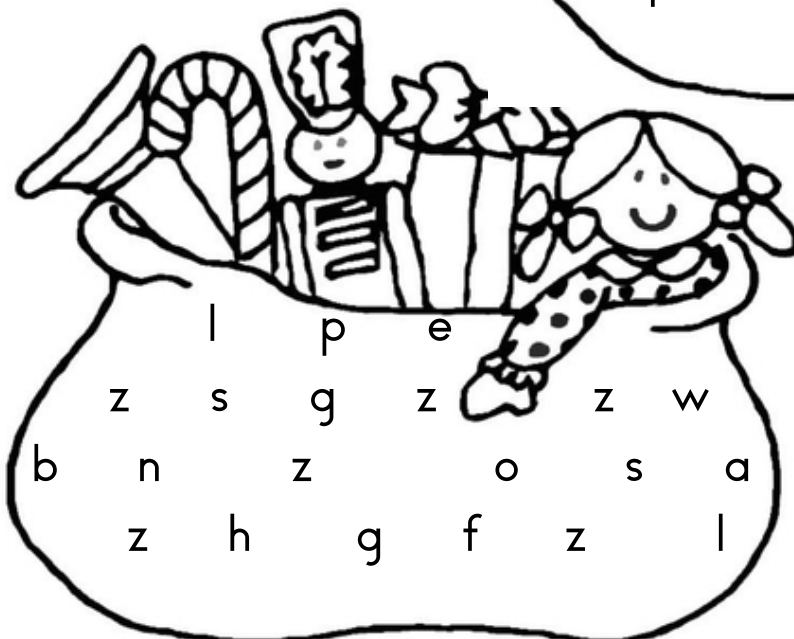
Zoek dezelfde letter in de zak. Kleur de letter of zet er een cirkel om.



# S




# p









# Z

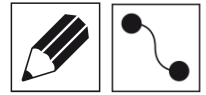
# Visuele waarneming








Voor wie is het pakje? Kijk naar de namen en trek een lijn.



# Visuele waarneming




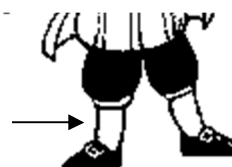



Voor welk kind is het pakje? Kijk goed en trek een lijn.




# Rijmen






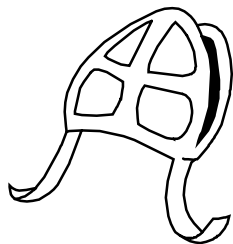
Er rijmen telkens twee woorden op elkaar. Uit elke rij één.  
Zoek ze bij elkaar. Trek een lijn. Klaar? Kleur de plaatjes.



# Auditieve analyse



Hoeveel woordstukjes hoor je? Kleur evenveel pakjes als woordstukjes.


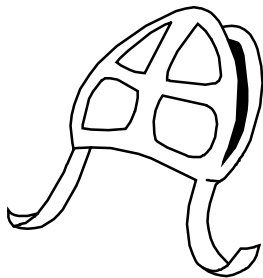






# Letterkennis





Waar hoor je de p van piet vooraan in het woord? Kleur die plaatjes.



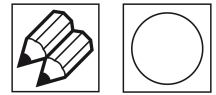
# Letterkennis





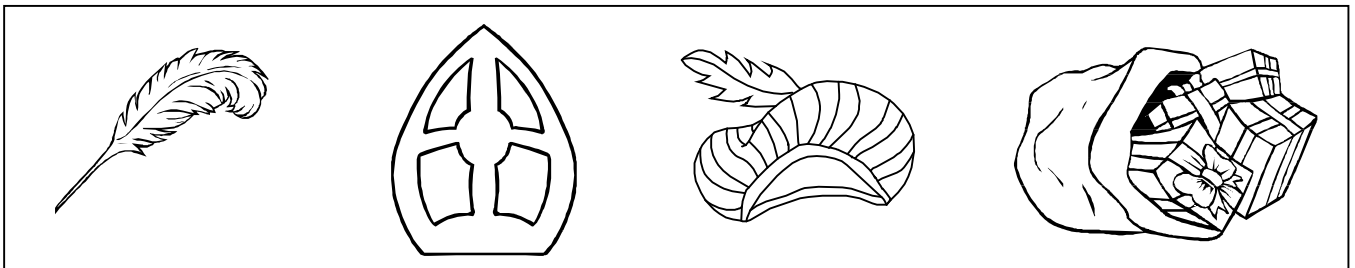


Waar hoor je de s van Sint vooraan in het woord? Kleur die plaatjes.



# Classificeren














Wat hoort er niet bij? Zet er een cirkel om of kleur dat plaatje in.



# Seriëren



Waar zie je van groot naar klein? Zet een kruisje.



# Seriëren en tellen



Kleur in elke rij het vak met daarin de minste cadeaus **geel**.





Kleur het vak met daarin de meeste cadeaus **rood**.




# De pakjesslinger – maak het patroon af



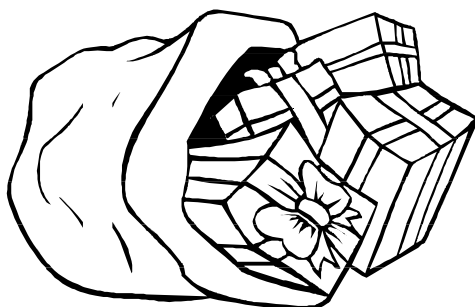

Piet heeft vannacht een slinger van pakjes door het huis gelegd.  
Geef jij de pakjes de juiste kleur?



# Doolhof







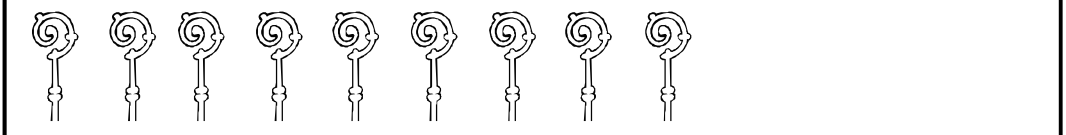

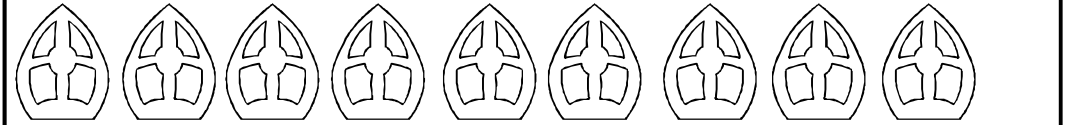
Zwarte Piet is de zak met cadeautjes kwijt. Help jij hem de zak weer te vinden?



# Tellen t/m 10



Kijk naar het getal en kleur het juiste aantal.




2	
6	
4	
5	
9	
3	
7	



# Tellen t/m 10





Bij elke zak staat hoeveel pepernoten piet nodig heeft.  
Kun jij de pepernoten in de zak tekenen?



# Tellen t/m 12





Op elke schoorsteen staat hoeveel pepernoten piet erin moet doen.  
Kun jij de pepernoten naast de schoorsteen tekenen?




# Tellen t/m 6





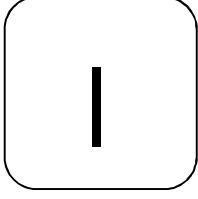
Hoeveel pepernoten zijn er? Tel maar en trek een lijn.


 • • 

 • • 

 • • 

 • • 

 • • 

 • • 

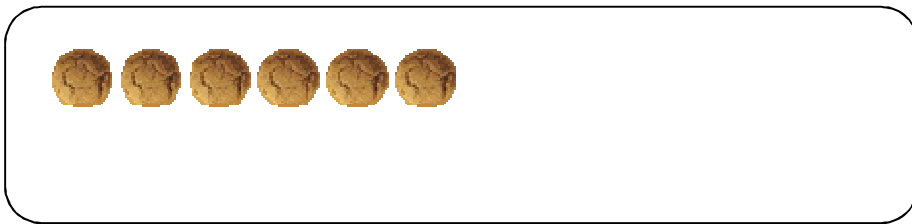
# Tellen t/m 15




Hoeveel pepernoten zijn er? Tel maar en trek een lijn.




13




9



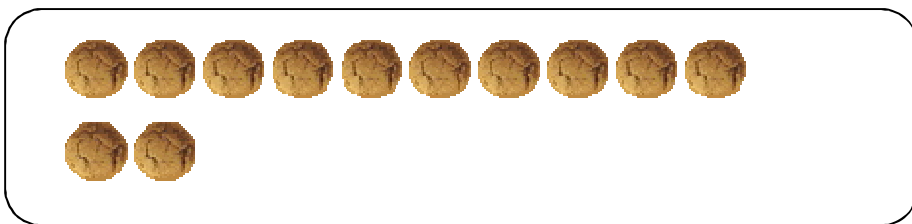
15



6



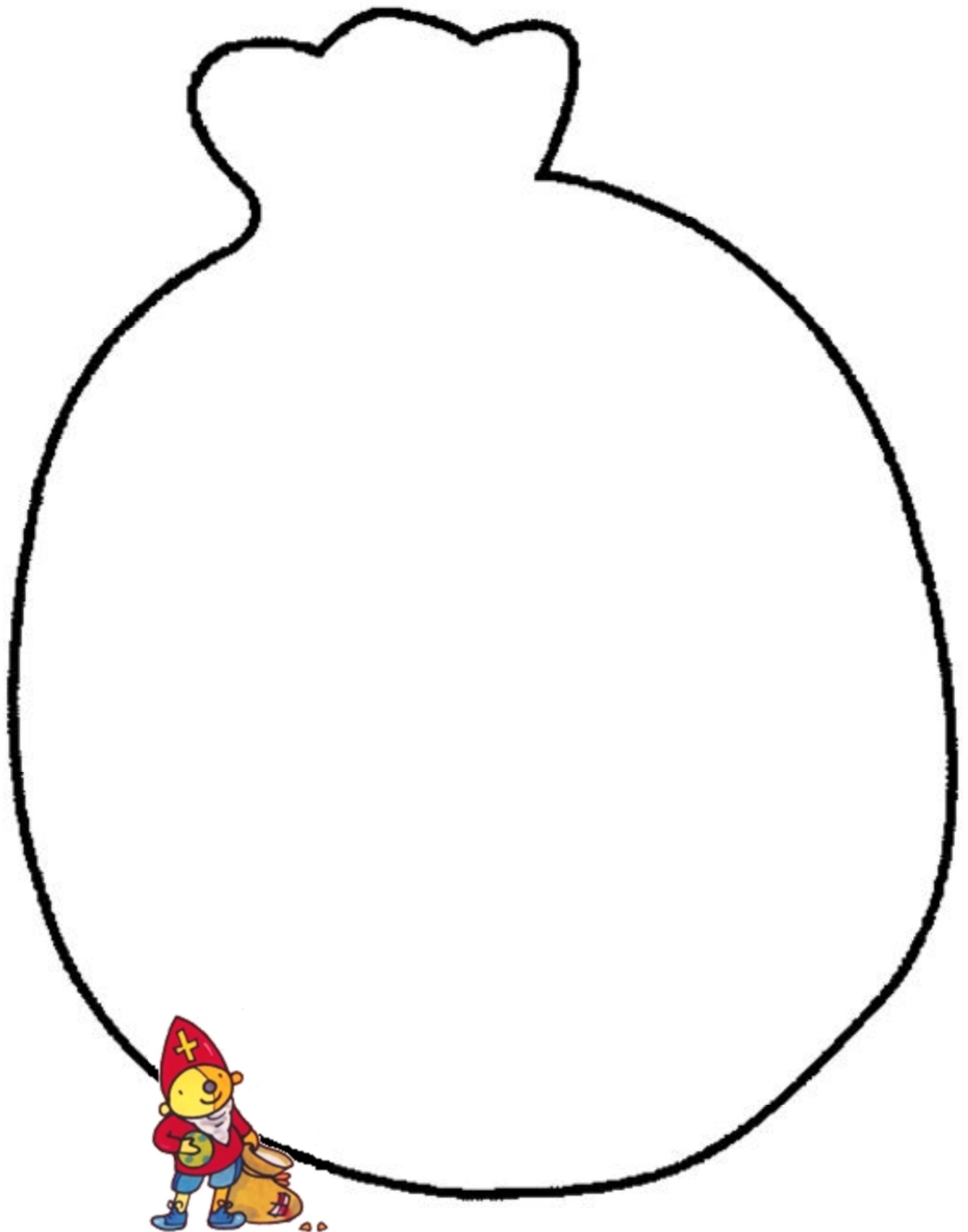
12



8

# mijn verlanglijst

Wat vraag jij aan Sinterklaas? Teken of plak het in de zak.



# Mijn verlanglijst

Wat vraag jij aan Sinterklaas?  
Tekem, stempel of plak  
het op de verlanglijst.



# Mijn verlanglijst

Wat vraag jij aan Sinterklaas?

Laat het Piet weten!

Teken, stempel of plak het op de verlanglijst.



## Vlaggetje kleuren

Maak een mooie vlaggenlijn met de klas.  
Gezellig voor het bezoek van de Sint aan school!  
Dit vlaggetje is afkomstig van nukleuren.nl

